










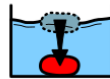
















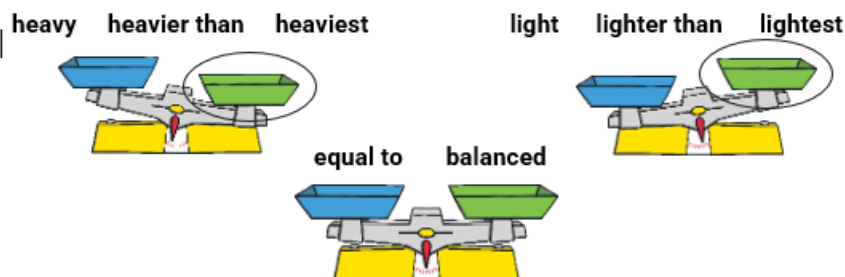
Wollaston Primary School- Knowledge Organiser- EYFS- Spring term 1

Books we will be reading	Songs we will be learning	Places we will visit			
<div></div> <div></div> <div></div> <div></div> <div></div> <div></div>	<ul style="list-style-type: none">• Pat- a-cake and clapping rhythms• If you're happy and you know it• Noah's Ark• Wind the bobbin up• Boom- Chick- a-boom• Rainbow song• Assembly songs	<p>This term we will visit the postbox and will have a visit from a postman and our school therapy dog Albie. This will help us to understand people that help us. We will continue to explore our local area and look for signs of spring.</p> <div></div> <div></div>			
Key vocabulary for the term					
<div></div> <div>Spring</div>	<div></div> <div>Summer</div>	<div></div> <div>float</div>	<div></div> <div>sink</div>	<div></div> <div>hygiene</div>	<div></div> <div>healthy</div>
<div></div> <div>Autumn</div>	<div></div> <div>Winter</div>	<div></div> <div>pancake</div>	<div></div> <div>teeth</div>	<div></div> <div>religion</div>	<div></div> <div>artefact</div>
<div></div> <div>season</div>	<div></div> <div>year</div>	<div></div> <div>New Year</div>	<div></div> <div>celebrate</div>	<div></div> <div>past</div>	<div></div> <div>Bible</div>

Wollaston Primary School-Knowledge Organiser-EYFS-Maths

Maths Talk and Learn: Supporting White Rose Maths Mass and Capacity

Mass



Talk about what these balance scales show.



Bigger items are not always heavier. Smaller items are not always lighter.



Which item is the heaviest? Which is the lightest? How do you know? Put the items in order of lightest to heaviest.



Challenge Yourself:

- Hold and compare the weight of different packages of items from around the house (e.g. cereal box, shoebox, bag of sugar). Which box feels the heaviest? Which box feels the lightest? Are bigger boxes always the heaviest?
- Make a boat out of some junk-modelling materials. Will it float in a sink of water? What happens when you add some passengers to the boat? Maybe your boat will sink. Why?

Capacity



Talk about the size and shape of these containers.

Use some of these words: **tall thin narrow wide shallow deep**

Which container do you think might hold the most?



Compare the contents of each container.



Look at how many ladles it took to fill each container. Which container has the greatest capacity? Then, order them from smallest capacity to the greatest.



Challenge Yourself:

- Select a cup. Count how many tablespoons it takes to fill your cup. Now, see how many teaspoons it takes. Which spoon was the quickest to fill the cup?
- Fill an empty jar with water. Then, find a container that holds more than your jar and another container that holds less than your jar. Empty the water from your jar into the containers to check.

Maths Talk and Learn: Supporting White Rose Maths 1, 2, 3, 4, 5

1 More

one less one fewer one more quantity

One less



One more



Ava is climbing stairs made of towers of interlocking cubes. What do you notice about the number of cubes? How does the quantity change?



How many butterflies are there? How many will there be if one more comes?



1 Less

Can you sing the song 'Five Currant Buns in the Baker's Shop'? How many buns are left in the baker's shop at the end of each verse?



How many passengers are left on the bus when 1 gets off?



Challenge Yourself:

- Count up to 4 objects and then cover them with a cloth. Ask a grown-up to put their hand under the cloth and either take 1 object away or add 1 more. How many will there be now?
- Sing the 'Five Little Ducks' song and use your fingers to show 1 fewer duck each time.

Composition of 4

composition altogether

How many different ways can you make 4? How do you know there are 4 each time?



Explain how you know that there are 4 counters in each of the five-frames.



Composition of 5

How many different ways can you make 5? This is exploring different compositions of this number.



Do you know the song 'Five Little Speckled Frogs'? How many frogs are in the pool in each verse and how many are on the log? How many altogether?




Challenge Yourself:

- Throw 4 or 5 balls of socks into a pan. How many socks land in the pan and how many land outside of it? How many altogether?
- Place 5 toys on the floor. Cover some with a blanket. Can you work out how many are hidden by looking at how many are visible?


Composition of 1-5

same describe

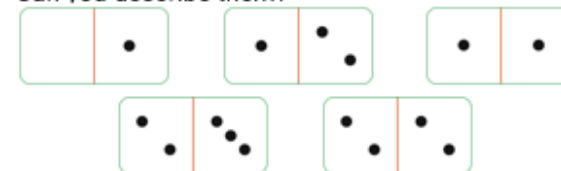
How many leaves are in the blue basket? How many are in the yellow basket? How many are there altogether?



Do these five-frames all show the same number? Which one shows a different number? How do you know?



Can you find dominoes that show 1, 2, 3, 4 and 5? Can you describe them?



Challenge Yourself:


- Make balls by scrunching up paper. Take a handful. How many are there? Roll them into a goal. How many go in and how many miss?
- Sing 'Five Little Men in a Flying Saucer' using lolly stick men. You could start with 4 or 3 men too. As they fly away, they land on a planet. How many are in the flying saucer? How many are on the planet?




Stretch: mmmmmountain
Handwrite: Maisie, mountain, mountain




Bounce: a-a-a-apple
Handwrite: Round the apple, down the leaf




Stretch: ssssssnake
Handwrite: Slither down the snake




Bounce: d-d-d-dinosaur
Handwrite: Round his bottom, up his tall neck, down to his feet




Bounce: g-g-g-girl
Handwrite: Round her face, down her hair and give her a curl




Bounce: o-o-o-orange
Handwrite: All around the orange




Bounce: c-c-c-caterpillar
Handwrite: Curl around the caterpillar




Bounce: k-k-k-kangaroo
Handwrite: Down the kangaroo's body, tail and leg




Bounce: t-t-t-tower
Handwrite: Down the tower, across the tower



Bounce: i-i-i-i-insect
Handwrite: Down the body, dot for the head




Stretch: nnnnnnet
Handwrite: Down Nobby, over his net



Bounce: p-p-p-pirate
Handwrite: Down the plait and over the pirate's face




Bounce: u-u-u-umbrella
Handwrite: Down and under, up to the top and draw the puddle




Bounce: b-b-b-boot
Handwrite: Down the laces to the heel, round the toe




Stretch: ffffflower
Handwrite: Down the stem, and draw the leaves




Bounce: e-e-e-egg
Handwrite: Lift off the top and scoop out the egg




Stretch: lllllleg
Handwrite: Down the long leg




Bounce: h-h-h-horse
Handwrite: Down the head to the hooves and over his back




Stretch: shhhh says the horse to the hissing snake




Stretch: rrrrrrobot
Handwrite: Down his back, then curl over his arm




Stretch: thhhh
Handwrite: The princess in the tower is rescued by the horse. She say: thhthankyou




Stretch: zzzzzip
Handwrite: Zig-zag-zig



Bounce: ch-ch-ch-choo
The horse sneezes when the caterpillar's hairs get up his nose




Bounce: qu-qu-qu-queen
Handwrite: Round her head, up past her earrings and down her hair




Bounce: j-j-j-jack-in-a-box
Handwrite: Down his body curl and dot




Stretch: vvvvvulture
Handwrite: Down a wing, up a wing



Bounce: y-y-y-yak
Handwrite: Down a horn up a horn and under his head



Bounce: w-w-w-worm
Handwrite: Down, up, down, up



Bounce: x-x-x-x-exercise
Handwrite: Down the arm and leg and repeat the other side



th on a string
1. thug, ping, string, wing, sing, song, pong, song, bong



I think I stink
1. think, stink, wink, sing, blink, link, pink, pluck, thank, suck

SET 2 SOUNDS



Red Words Set 1

I	the	my	you	said
your	are	be	of	no